

A New Perspective on the World

Une nouvelle vision sur le monde

ISSN 2285 – 4037

No. 17

ISSN – L 2285 – 4037

October 2020



"Every human being is the author of his own health or disease."

Buddha

"I felt my lungs inflate with the onrush of scenery – air, mountains, trees, people. I thought: 'This is what it is to be happy.'"

Sylvia Plath

"A hero is someone who has given his or her life to something bigger than oneself."





Joseph Campbell

CONTENTS

Animals.....	4
Eight eTwinning National and European Quality Labels.....	6
VIP (Values in Pronunciation).....	8
WAY (What about You?).....	10
ETWINNING (Early Teaching Ways Involved Novelty Needed Innovation with a New Glance.....	12
Students's Works.....	14
Let's practice some more!.....	16
Solutions for the exercises proposed in the previous number of the revue (no.16).....	18

Animals

1. Match the pictures with the words (Potriveți cuvintele cu imaginile):



2. Arrange the letters so you can find the animal (Aranjați literele în ordinea corectă pentru a descoperi cuvintele care denumesc animale):

- a) GERTI -.....
- b) SORHE-.....
- c) GIP-.....
- d) WOC-.....
- e) RABTIB -.....

f) REAB-

g) SEMOU -.....

h) NILO -.....

i) PHEES -

j) RAFFEGI-.....

3. How many animals can you see in the picture? Colour them! (Câte animale vedeți în imagine? Colorați-le!



4. Draw your favourite animal. Is it a farm animal or a wild animal?
(Desenați animalul vostru preferat. Este un animal domestic sau sălbatic?)

By Olaru Lăcrămioara

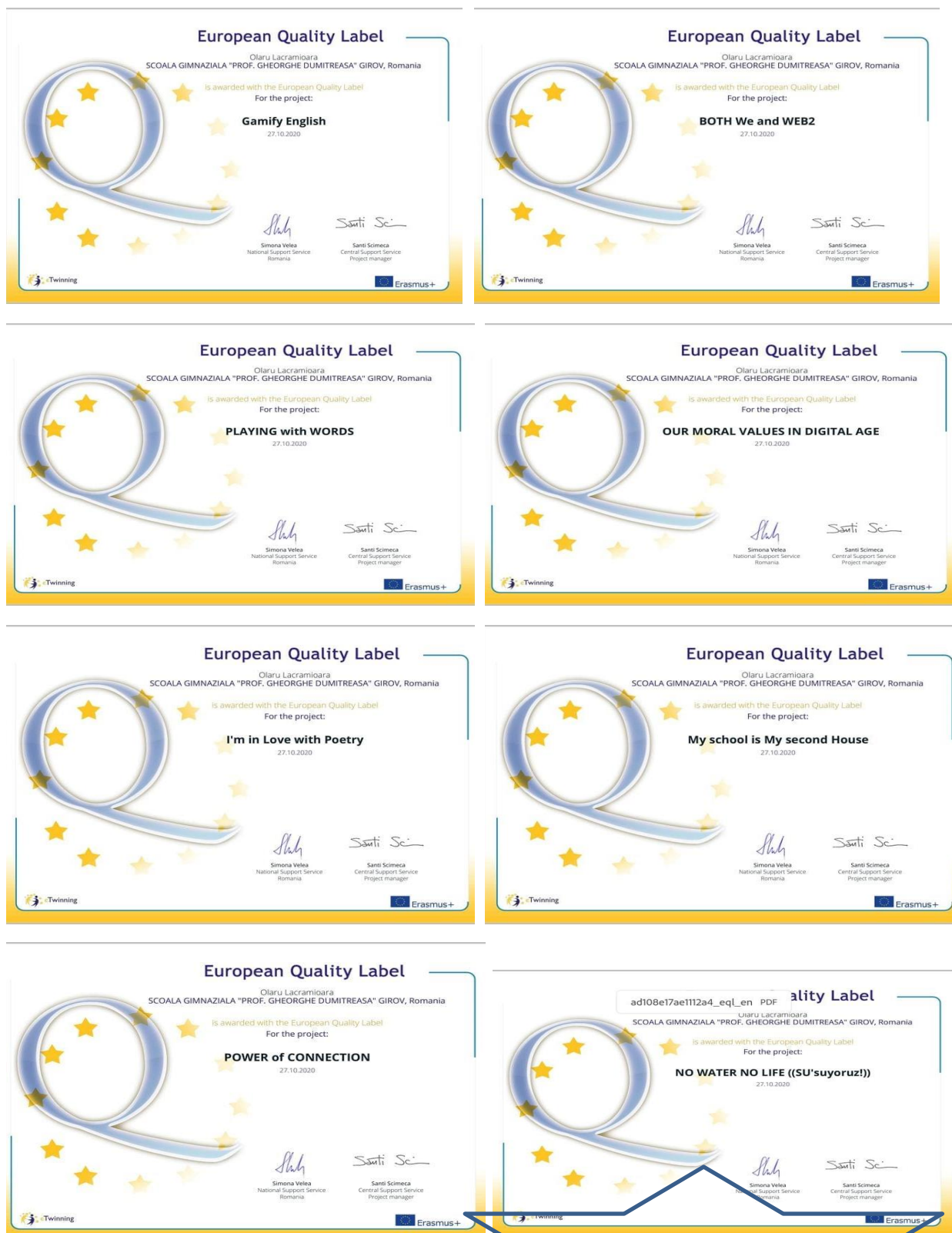
Eight eTwinning National and European Quality Labels

In the previous numbers of the revue we were telling you about our eTwinning projects we had been working on during the year 2019-2020. There were ten such projects that involved a great number of students from 4th up to the 8th grade. All the activities of the projects had been coordinated and supervised by our English teacher, Mrs. Olaru Lăcrămioara.

After all our objectives had been attained, the teacher applied for National Quality Labels, diplomas which attest the quality level of the projects, and we have managed to obtain eight such certifications.



This being done, we went further on and applied for European Quality Labels, prizes which show that our projects deserve European recognition because the people involved have managed to carry out their work with great success. And, once again, we were lucky enough to receive eight such certifications.



By Olaru Lăcrămioara

VIP (Values in Pronunciation)

VALUES in PRONUNCIATION (VIP) PROJECT PLAN

NOVEMBER-Welcome

- Creating pages
 - Having Duties
 - Adding students to
 - Having parent permits
 - Introducing students the Project
 - Welcome messages at forum
 - School website news
- Project posters and wordclouds from students

DECEMBER -English consonant and vowels

As a preparation, we will teach our students to read the vowel and consonant letters in the English alphabet. The teacher in charge will make a video showing the vowels and consonants for the students and we will play a game with the students so that they can compensate the letters they see in the classroom.

JANUARY-Each student will show pronunciation in our mixed student teams. 1st Team A, B, C, D, E, F, 2nd Team G, H, I, J, K, L 3rd Team M, N, O, P, Q, R 4th Team S, T, They will pronounce words containing the letters U, V, W, X, W, Z and we will combine all the videos.

FEBRUARY-Odd one out Game

The students will play the Odd one out game, we will give them 3 words whose pronunciation is similar, and they will find the one with different pronunciation.

MARCH-Understand and Answer me

We will match the students and all of them will record the video and ask the partner student a question, then the other student will answer. Let's see if they understand.

APRIL

Final product

Students will read a story with the audio story jumper web2 tool.

Evaluation

Students, parents and teachers will say and evaluate their ideas about the project, we will present the videos with the padlet web2 tool and answering final survey. We will evaluate the results at forum.

>>During the activities, students can use mother tongue or English. If they spoke in the native language, add English subtitles.

VALUES IN PRONUNCIATION

VIP



Elif Canko
MariJose Gutiérrez
Olaru Lacramioara
Şükriye Günay

Mariangela Catanzaro
Burhan Sel
Nermin Yavuz
Özge Kılıç
Müge Küçükay
Aygül Demir
Naciye Süleymani

By Olaru Lăcrămioara

WAY (What about You?)

NOVEMBER- Welcome

- Creating pages
- Having Duties
- Adding students to twinspace
- Having parent permits
- Introducing students the Project
- Welcome messages at forum
- School website news
- Posters and wordclouds from students

DECEMBER-searching

Students will conduct research on the past of partner countries and explain what they have learned in the classroom. Then we will make an eBook with informations.(ourboox)

JANUARY-write a story with me

Students will write a improvisation story all together. Each country will write a page to eBook.(story jumper)

FEBRUARY-Teach me words in your language

The students will teach each other daily sentences in their own language, and we will make videos. Then we will combine the videos and we will create an online dictionary with Smore web2 tool.

MARCH-dancing with your song

Students will perform the dance of eachothers country.

APRIL-Lets cook

This month, the students will explain a recipe and we will use ourboox web2 tool and students will present a recipe book.(mystorybook)

MAY-Assessment

Student, teacher and parent evaluations.



By Olaru Lăcrămioara

ETWINNING (Early Teaching Ways Involved Novelty Needed Innovation with a New Glance)

NOVEMBER -Welcome

- Creating pages
- Having Duties
- Creating students teams
- Adding students to twinspace (you will add most active students in teams but we can add whole class to twinspace,you will work with whole class)
- Having parent permits
- Introducing students the Project
- Welcome messages at forum
- School website news
- Project poster and wordclouds from students

DECEMBER-Class of my dreams

Ask your students about the technological environment they dream of. Record them in the video as they say their ideas. First team question - what do you think is technological innovation in education? Team 2 question - Tell the technological class of your dreams. The question of the third team - What would you like to do technologically with your teacher in the classroom? We will combine the videos of all teams into 3 team videos and share and comment on the forum. And mentor teacher will write an article about the ideas of the teams and distribute it to the parents.

JANUARY-Some fun with web2 tools

Our teacher in charge will take a video which is introducing a web2 tool to students .We will decide which web2 will be in the forum with students.Students will watch the videos. And each team will produce three interconnected products using the related web2 tool. One of the products will be about the teacher, one about the learners and another about the class

FEBRUARY-Benefits of technology

We will tell our students to research about the benefits of technology. At the end of the research they will write a quiz where each team adds five questions. Teams will decide the questions in the forum.

MARCH-Talking classes

Students will use the chatter pix web2 tool to make their classroom items speak with their own voices. What things would they like to be?

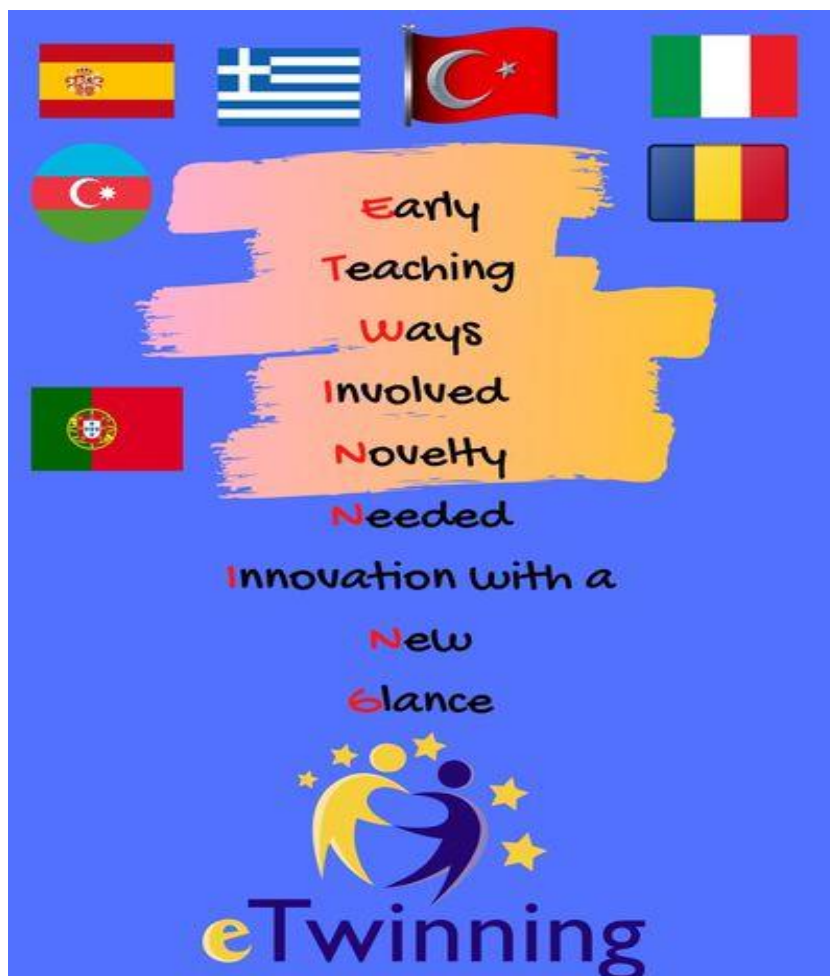
They will talk about it. Every team student can make any object in the school speak. We will combine the videos of the teams and share them on twinspace.

APRIL-Let hands work

This month, we will do an activity with 3 main colors, each team will take one of the main colors and draw an object of that color, we will combine these handmade objects with a web2 tool called ourboox in a book, let our students imagine that they can use different shades of a color during painting. Students who will have a word book will write the meaning of English under each object they draw.


MAY-Evaluation and Final product

Our mixed student teams will write an impromptu story. Each student will write a sentence. The first team will write the first team development section, the second team result section will be written by the 3rd team. Students, parents and teachers will say and evaluate their ideas about the project, we will present the videos with the padlet web2 tool and answering final survey. We will evaluate the results at forum.



By Olaru Lăcrămioara


Students' works



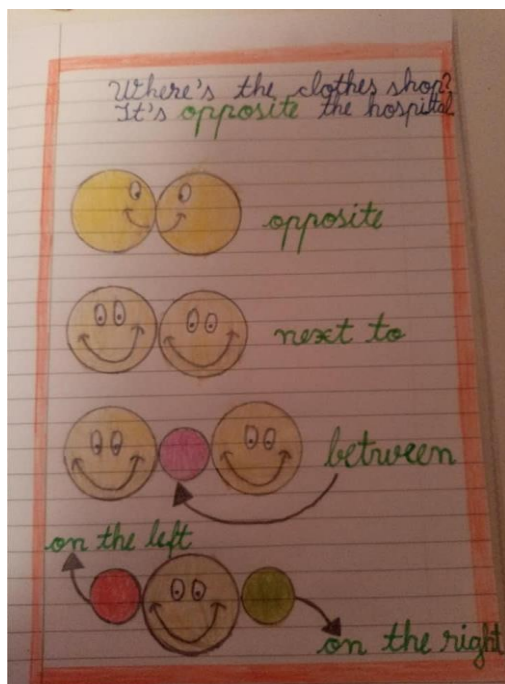
Lungu Ștefan (CP)




Andreea Chioariu (7th grade)



Paula Mihalache (IVth grade)



Andreea Cozma (IVth grade)



Dobreanu Laurențiu (Vth grade)

Channel 1	Channel 2	Channel 3	Channel 4	Channel 5
9:00 pm The power of love	9:00 pm Sacrifice	8:00 pm Gumball	3:00 pm Annabelle	9:00 pm Jumanji
The show consist of doing some competitors in a house divided into: the girls' house and the boys' house. The contestants signed up for the show with the role of finding their partner.	It all started when Andrei met Ioana. They have a complicated love story but they manage to get on their feet and have a baby.	Gumball and Darwin are two brothers who only do nonsense and then try to solve them. They have a crazy mother, a lazy father and a smart sister.	A demon owns a doll and terrorises a family. But everything ends well.	Some kids I started a damn game and to escape I have to finish the game.

Bianca Simionescu (VIIIth grade)

Let's practice some more!

1. Match the pictures with the definitions:

Household Chores 2019-01-05 (2018-10-13)

It helps your mother make creams for cakes.

You use it for frying food.

It makes toasts for you.

It washes the clothes for you.

It washes the dishes for you.

It uses gas or electricity to cook the food.

You wash the dishes in it.

You use it for ironing.

You make soup in it.

You use it to clean the carpets.

2. Find six words related to space travelling:

SPACE

W	N	T	S	P	A	C	E	S	H	I	P
K	J	V	A	Y	S	C	N	M	W	P	P
P	L	A	N	E	T	T	H	L	C	P	A
M	Q	F	T	S	R	R	T	S	W	R	H
F	C	P	I	L	O	T	O	X	C	Z	Y
E	Q	M	O	O	N	S	Y	V	C	D	Y
F	V	U	Y	Y	A	L	I	E	N	C	U
T	T	K	R	A	U	G	B	Y	G	A	Q
P	U	F	A	W	T	F	Y	Q	I	G	G

1. _____
 2. _____
 3. _____
 4. _____
 5. _____
 6. _____

3. Cut the wheel and introduce a stick through its middle in order to transform it into a spinning wheel. Then spin it and see where it stops. Can you name the toy? Repeat the operation until you have named all the seven objects. Can you add some to the list?



4. Fill in the words referring to sports with the missing letters:

- a) H_N_B_LL
- b) B_S_B_L_
- c) B_S_E_B_L_
- d) C_E_S
- e) T_N_I_
- f) S_A_I_G
- g) S_R_I_G
- h) S_I_M_N_
- i) S_I_I_G
- j) F_O_B_L_

By Olaru Lăcrămioara

Solutions for the exercises proposed in the previous number of the revue (no.16)

Autumn vegetables

1. This eggplant is purple.
This tomato is red.
This onion is yellow.
This carrot is orange.
This radish is red,
This pumpkin is orange.
2. There are ten vegetables.

Let's practice some more!

1. ELECTRICIAN
TEACHER
NURSE
DOCTOR
PRINCIPAL
SINGER
ACTOR
RESEARCHER
DIRECTOR
SCIENTIST
PLUMBER
CARPENTER
MECHANIC
DESIGNER
HAIRDRESSER
2. HOT
WARM
WINDY
STORMY
CLOUDY
SUNNY
SNOWING
RAINY

COLECTIVUL REDACȚIONAL

Coordonator: Prof. dr. Olaru Lăcrămioara – Petronela

Colaboratori: 4th and 5th grade students

7th and 8th grade students

Tehnoredactare computerizată: Prof. dr. Olaru Lăcrămioara –
Petronela

ȘCOALA GIMNAZIALĂ "PROF. GHEORGHE DUMITREASA"
GIROV, JUDEȚUL NEAMȚ

NR. TEL/FAX 0233291042

e-mail: scoalagirov@yahoo.com

lacramioara_f@yahoo.com

Potrivit legilor în vigoare, responsabilitatea juridică pentru conținutul
fiecărui articol aparține autorilor.

